

# PROTECT & MONITOR

USING TREND MICRO OFFICESCAN CORPORATE EDITION 8

## IN THIS DOCUMENT

- INTRODUCTION** 1
- HOW IT WORKS** 2
- TECHNICALLY SPEAKING...** 2
- SECURITY CENTER** 3
- INSTALLATION METHODS & REQUIREMENTS** 4
- PROTECTION & SERVICE LEVELS** 5
- GETTING STARTED** 5

## KEY POINTS

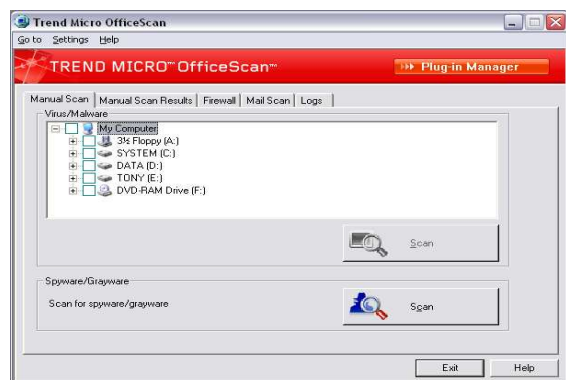
- Fully centralized and always up-to-date
- Zero-configuration—Install & Forget
- Using state-of-the-art Trend Micro OfficeScan technology
- Real-time email virus alerts
- Monitor all your protected computers using our Security Center portal

## PROTECT YOUR CUSTOMERS WITH A MANAGED ANTIVIRUS SERVICE

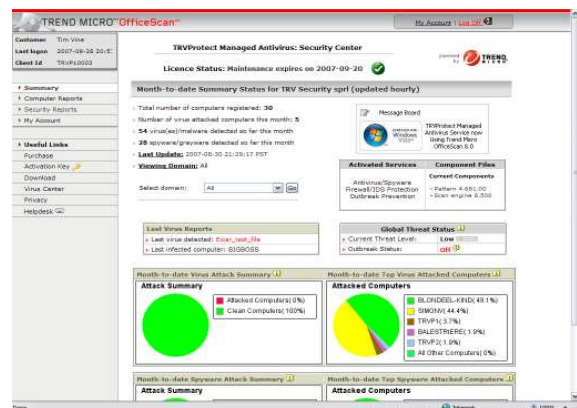
If your company is in the IT Service sector, you will already know the importance of effective antivirus & anti-spyware protection for your small and medium sized customers.

Providing protection in a centralized and manageable way across diverse customer environments is never easy. Typically, you install 'stand-alone' protection for single users or small companies and a centralized solution for the larger ones. Over time, your Total Cost of Ownership rises as you battle with multiple and unconnected antivirus products and systems.

Using our TRVProtect managed antivirus service, centralize all your customers under a single system using state-of-the-art Trend Micro OfficeScan Corporate Edition software — the perfect way to get your customers' protection under control!



The easy-to-understand OfficeScan interface



Summary View from the Security Center

## CENTRALIZE ALL YOUR CUSTOMERS IN A SINGLE SOLUTION

### TRVProtect

*It's as simple as 1-2-3!*

Register on our web site and try it free for 30 days

[www.TRVProtect.com](http://www.TRVProtect.com)

With no up-front investment, seamlessly include TRVProtect into your normal IT services while maintaining a single point of contact with your customers.

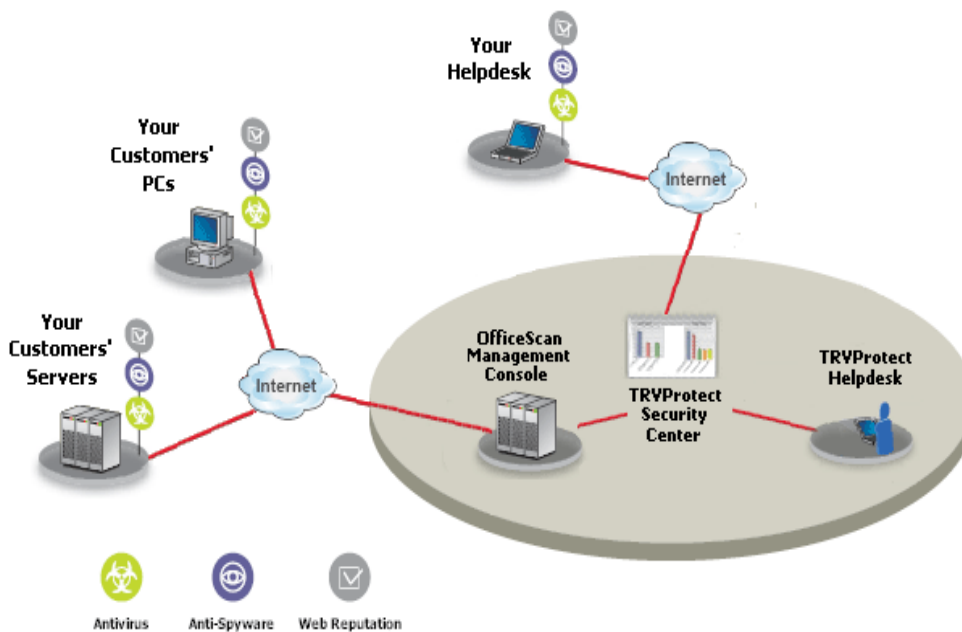
We support you, and you support your customers.

## HOW IT WORKS

We provide you with a customized OfficeScan installation file with. Simply install the client software on your customers' PCs, servers and laptops and that's all you have to do!

Once protected with our system, you will never need to go back to the computer; simply install and forget! We make all configuration changes and upgrades as part of the service.

No need to maintain costly and complex management software and technical knowledge in-house. No more problems monitoring and updating traveling users with laptops.



## TECHNICALLY SPEAKING...

Once installed, OfficeScan remains in contact with our management consoles on the Internet. Incremental updates come direct from Trend Micro's global 'Active Update' network. So wherever in the world your customers are located, their protection is always monitored and up-to-date. Virus, spyware and update logs are sent to our consoles allowing you to monitor all your customers from a single point.

No need to create risky incoming firewall rules; all communications are made from your computers to our consoles. The OfficeScan client is in no way a "back-door" into your customers computers.

Visit our web site for a copy of our Privacy Policy.

Our Security Center web portal allows you to view virus, spyware and update details about all your protected computers. You can view summary data about all your computers, or customer-by-customer using any hierarchy of your choice. You can even grant limited Security Center access to your customers so that they can monitor their own computers. Email alerts ensure that no virus detections go unnoticed!

Lower your  
Total Cost of  
Ownership

All the advantages  
of a centralized  
solution without  
the infrastructure



The OfficeScan icon.

A global symbol of trusted antivirus protection.

## THE SECURITY CENTER

With our unique Security Center web portal, you can monitor virus, spyware and update statistics covering all your customers' protected computers from a single point!

Monitor your customers' virus and spyware logs as part of your managed IT services! TRV Security constantly monitor to alert you of any serious problems on your customers' computers.

Grant your customers access to the Security Center so that they can overview their antivirus protection. Keeping a view helps customers relate to a centralized and outsourced solution.

Date	Computer	Domain	Logon	Virus	Action	File
9/11/2007 3:2...	BIGBOSS	Test users...	Timmy	Eicar test file	Virus deleted	C:\Documents...
9/12/2007 21:...	BIGBOSS	Test users...	Timmy	Eicar test file	Virus deleted	C:\Documents...
9/15/2007 19:...	BIGBOSS	Test users...	Timmy	Eicar test file	Virus deleted	C:\Documents...
9/3/2007 6:35...	BIGBOSS	Test users...	Timmy	Eicar test file	Virus deleted	C:\Documents...
9/5/2007 17:4...	USER-F6JEOPT...	Test users...	user	WORM MYTO...	Virus deleted	C:\WINDOWS\...
9/2/2007 13:0...	BRUSSELS	Test users...	Administ...	BKDR_PEEPVIE...	Virus cleaned	Scanned by DCS
8/29/2007 21:...	BLONDEEL-KIND	Test users...	Maité	Possible Vund...	No action	C:\WINDOWS\...
8/29/2007 21:...	BLONDEEL-KIND	Test users...	Maité	Possible Vund...	No action	C:\WINDOWS\...
8/29/2007 22:...	BLONDEEL-KIND	Test users...	Maité	Possible Vund...	No action	C:\WINDOWS\...
8/29/2007 23:...	BLONDEEL-KIND	Test users...	Maité	Possible Vund...	No action	C:\WINDOWS\...
8/30/2007 0:0...	BLONDEEL-KIND	Test users...	Maité	Possible Vund...	No action	C:\WINDOWS\...
8/30/2007 0:2...	BLONDEEL-KIND	Test users...	Maité	Possible Vund...	No action	C:\WINDOWS\...
8/30/2007 0:4...	BLONDEEL-KIND	Test users...	Maité	Possible Vund...	No action	C:\WINDOWS\...
8/30/2007 0:4...	BLONDEEL-KIND	Test users...	Maité	Possible Vund...	No action	C:\WINDOWS\...

Above: An example Security Center virus log report

Domain	Computer ...	Platform	Monthly Vir...	Monthly Sp...	Program ...	Antivirus Pattern
Test ...	USER-F6JEOPT...	WinXP 5.1.2...	135	0	8.0000	4.747.00
Test ...	BLONDEEL-KIND	WinXP 5.1.2...	15	0	8.0000	4.747.00
Test ...	ACER-5ED4EA2...	WinXP 5.1.2...	0	0	8.0000	4.747.00
Test ...	ATHLONX2	WinXP 5.1.2...	0	0	8.0000	4.747.00
Test ...	BALESTRIERE	WinXP 5.1.2...	0	0	8.0000	4.747.00
Test ...	CHRIS	WinXP 5.1.2...	0	0	8.0000	4.747.00
Test ...	CHRISPC	WinXP 5.1.2...	0	0	8.0000	4.747.00
Test ...	ERNST-PC	WinXP 5.1.2...	0	0	8.0000	4.747.00
Test ...	HK_LAPTOP	WinXP 5.1.2...	0	0	8.0000	4.747.00
Test ...	HUBPC	WinXP 5.1.2...	0	0	8.0000	4.747.00
Test ...	JONATHANPC2	WinXP 5.1.2...	0	1	8.0000	4.747.00
Test ...	MAMANCHRIS	WinXP 5.1.2...	0	0	8.0000	4.747.00
Test ...	PARENTSNONO	WinXP 5.1.2...	0	0	8.0000	4.747.00
Test ...	PCMATETVIVI	WinXP 5.1.2...	0	0	8.0000	4.747.00

Above: An example Security Center computer / update report

Monitor & protect all your customers' computers from a single web portal

## INSTALLATION REQUIREMENTS

Trend Micro OfficeScan Corporate Edition client software can be installed on computers running the following Microsoft operating systems:

- Windows 2000 with Service Pack 3 or 4
- Cluster Server 2000
- Windows XP, 32 or 64-Bit Edition with or without Service Pack 1 or 2
- Windows 2003, 32 or 64-Bit Edition with or without Service Pack 1 or 2
- Windows 2003, R2 32 or 64-Bit Edition with or without Service Pack 1 or 2
- Windows Storage Server 2003, 32 or 64-Bit Edition
- Cluster Server 2003
- Windows Vista Business, Enterprise & Ultimate 32 or 64-Bit Editions

For a **32-Bit environment**, the minimum hardware requirements are as follows:

- 300 MHz Processor
- 256 MB RAM
- 200 MB of available disk space

For a **64-Bit environment**, the minimum hardware requirements are as follows:

- 800 MHz Processor (EM64T also supported)
- 1 GB RAM
- 200 MB of available disk space

## INSTALLATION METHODS

We can provide different installation files to facilitate your preferred installation methods:

- Standard EXE installation file
- MSI installation file for silent installation via Active Directory
- Either of the above with the ability to remove competitor products automatically. This can significantly speed-up your deployment.

Whatever installation method is best for you, our Helpdesk is always there to help and advise.

The installation file is fully preconfigured for optimal scanning while maintaining optimal system performance.

Simply install  
the client  
software and  
forget it!

As standard, our TRVProtect customers receive the following protection and service levels:

- All the functionality of Trend Micro OfficeScan Corporate Edition including:
  - ⇒ Full antivirus and anti spyware scanning and cleaning
  - ⇒ Web Reputation protection to block malicious web sites and other web threats
  - ⇒ Outbreak Prevention (OPP) to protect against new viruses and worms
  - ⇒ Personal Firewall and Intrusion Detection (IDS)
  - ⇒ Rootkit protection to prevent viruses 'hiding' in your computers
  - ⇒ Damage Cleanup Services (DCS) to repair damage caused by viruses and Trojans
- Automatic updates every 30 minutes
- Same-day free and unlimited Helpdesk support via telephone, email, online chat via our web site or via MSN / Yahoo Messenger
- Emergency 24 hour support
- Real-time email alerts for all virus & spyware detections
- Access to the Security Center web portal
- Customized installation file with your logo to ensure a single point of contact between you and your customers
- Customized firewall profiles with management and monitoring additional options
- "Client Lockdown" to prevent unauthorized end-user changes

## GETTING STARTED

We help with IT companies around the world protect their customers. Simply sign-up on our web site now to set up your own in-house pilot with full Security Center access.

Our Helpdesk will be happy to assist you through the whole process. You are then ready to install at your customers locations wherever you are in the world. Simply pay for the number of protected computers!

[www.trvprotect.com](http://www.trvprotect.com)

TRV Security sprl

Rue du Lac 37

BE 1000 Brussels

Phone: +32-2-6465308

Fax: +32-2-6465395

E-mail: [CustomerSupport@TRVSecurity.com](mailto:CustomerSupport@TRVSecurity.com)

**Sign-up for a FREE 30-day Trial**

[www.trvprotect.com](http://www.trvprotect.com)